


# TRACKSTER

## SPECIAL TOOLS

SERVICE DEPARTMENT — CUSHMAN MOTORS

The following special tools are available to perform certain repair operations on the Trackster. Be sure to follow the procedures outlined in the Service Manual when using these tools.





### 809315—KNOCK-OFF, $\frac{5}{8}$ —18

Used to remove the drive sprocket from the axle shaft and the engine flywheel from the crankshaft.


### 809316—KNOCK-OFF, $\frac{1}{2}$ —20

Used as a protector for the threads on the inner end of the axle when pressing bearings.



### 821733—ALIGNMENT GAUGE

Used to align driveshaft when mounting engine or transmission to power frame.





**821731—BEARING, SEAL AND WHEEL SUPPORT PLATE**

Used to remove and install bearing and seal into housing and install bogie wheel on bearing and housing assembly.

**821730—BOGIE WHEEL SUPPORT PLATE**

Used to remove the bogie wheel from the bearing housing and shaft after the assembly has been removed from the vehicle.



**821732—BEARING AND SEAL TOOL**

Used with 821731 to remove and install bogie wheel bearing and seal into housing.

**882395—BEARING DRIVER**

Used to install inner axle bearings and bevel gear bearing into transmission case.

